


Weak Verbs ~ Dead and Gone



Lay to rest those verbs that make writing
bland and boring.

Tammy Sutherland Shannon Temple
S&T Publications, LLC

www.sandtpublications.com

This book is primarily designed for teachers of writing grades five through nine. With *the help of this unit*, your students will have fun as they learn about the different types of verbs, and lay to rest those verbs that weaken their writing! The teaching unit includes teaching handouts, practice pages, and directions and handouts to hold your own DEAD VERB FUNERAL.

Scroll down to view and print the table of contents for this book and the first few pages.

At the end of the unit, instructions are provided for holding a Dead Verb funeral. On this special school day, your students will dress the part, act the part, and complete eulogies and obituaries for a helping/linking verb and a weak action verb. Our entire unit contains samples of eulogies and obituaries, fill-in-the blank forms for writing a eulogy and obituary, "hymns" for the funeral, student handouts explaining the project, a teacher rubric, and more! *Weak Verbs ~ Dead and Gone* takes a cool, fun, and effective approach to teach kids to use strong verbs in their writing! Click the following to purchase and download the entire book!

<http://www.sandtpublications.citymax.com/catalog/item/4311713/8995529.htm>

Table of Contents

Action Verbs	4
Helping Verbs	5
Ways to Remember Helping Verbs	6
Linking Verbs	7
Ways to Remember Linking Verbs	8
Review of Verbs	9
Verb Practice 1	10
Verb Practice 2	11
Verb Practice 3	12
Verb Practice 4	13
Dead Verb Funeral Teacher Notes	14
Prepare for the Dead Verb Funeral – Student Handout	15
Strong Verbs vs. Weak Verbs	16
Obituary and Eulogy	17
Fill- in – the- blank Obituary	18
Sample Obituary	19
Fill-in-the-blank Eulogy	20
Sample Eulogy	21
Funeral Order	22
Funeral Hymns	23
Funeral Rubric	24
Pictures of Dead Verb Tombstones	25
Answer Keys	26

The first three handouts are yours to print FREE! Scroll down to print!

Action Verbs

Action verbs are the easiest verbs to recognize. These are things that you can do. Action verbs can be acted out!




Leap




Sing



Sprint



Devour



Dance

Helping Verbs

There are 23 helping verbs. These verbs can be split up into “families”.


may	be	do	should	have	will
might	being	does	could	has	can
must	been	did	would	had	shall
	am				
	are				
	was				
	were				
	is				

Notice, each family has three members, except for the “be” family. It has eight members.

- The triplets – Be, Being, and Been



- Twins – Am, Are



- Another set of twins – was, were



- Little bitty “is”



Dead Verb Funeral

Teacher Notes

Objective: Students will “bury” the dead verbs – helping, linking, and weak verbs.

Purpose: After burying the “dead verbs”, students will use strong action verbs in their writing.

Materials needed:

Casket

Music – CD player

Procedures to prepare for funeral:

- **Complete all handouts in the teaching unit.**
- **Find something to use as a casket. You may be able to borrow a small “demo casket” from a local funeral home. Or, you can make your own by placing black cloth or a black sheet around a storage crate or box. You may also want some flowers to place on top of the casket.**
- **Find some instrumental music to be played as the students walk out to the funeral.**
- **You may want to have cupcakes or cake squares to serve after the service. You can write a helping verb on each. 😊**
- **Decide on the order of your service. (A sample is provided in this unit.)**
- **Explain the difference between strong verbs and weak verbs. (use provided handout)**
- **Assign each student a helping/linking verb.**
- **Explain the difference between a eulogy and an obituary and show examples. (Examples are provided.)**
- **You may want to make a bulletin board for the obituaries.**
- **For struggling writers, you may want to use the fill-in-the-blank eulogy and obituary. (Fill-in-the-blank eulogies and obituaries are provided.)**
- **Rehearse the songs for the funeral. (“hymns” provided in unit)**

Order the entire *Weak Verbs ~Dead and Gone* unit today!
<http://www.sandtpublications.citymax.com/catalog/item/4311713/8995529.htm>

Other Great Writing Teaching Tools by S&T Publications, LLC

GRAMMAR GREMLINS

This book is primarily designed for teachers of writing grades five through nine. With *Grammar Gremlins*, your students will laugh a bit as you address the little mistakes that often plague their writing. Each lesson is complete with an introduction page, practice, and a quiz. Once a "gremlin" is taught, it never "disappears". With each new "gremlin" the old ones are reviewed. Therefore, on each quiz, students are assessed on that week's "gremlin" along with all previously taught "gremlins". You can see this "spiraling" method by looking at the free samples on our website. If you like the free lessons, you should order the book. It is filled with over one hundred twenty pages of mini-lessons, revision practice, and assessment. *Grammar Gremlins* takes a cool, fun, and effective approach to editing!

Visit our site, and print free handouts from *Grammar Gremlins*! Go to the following link:
http://www.sandtpublications.com/grammar_gremlins_samples.html

EXTREME MAKEOVER ~ WRITING EDITION

This book is primarily designed for teachers of writing grades five through nine. The idea came from the hit television reality show "Extreme Makeover Home Edition". Viewers watch as builders tear down a run-down house and rebuild it so that it becomes someone's dream home. So, why not take this concept and transfer it to the world of teaching kids how to revise? This book takes a process approach to revision and is divided into eight steps. After teaching mini-lessons, students are divided into "design teams" where they work collaboratively to "tear down" a rough draft and "rebuild" it with the tools of revision.

Visit our site, and print free handouts from *Extreme Makeover ~ Writing Edition*!
Go to the following link:

<http://www.sandtpublications.com/extrememakeoverwriting.html>

Also, visit our site for free lesson plans for several popular young adult novels!

<http://www.sandtpublications.com>